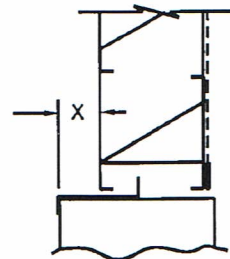
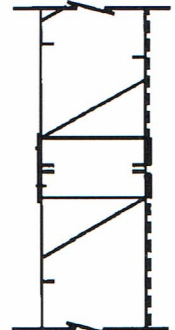
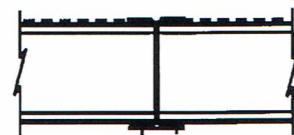
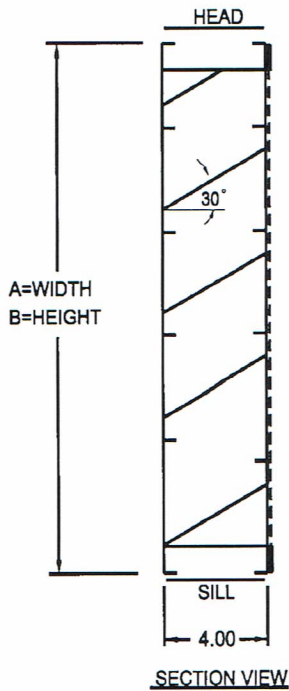


AIRWAVE LOUVERS

Manufactured by Romla Ventilator Company

Model S430A - Aluminum, 4" Deep,
30° Fixed Type Blade



ROMLA VENTILATOR CO.
 9668 Heinrich Hertz Drive • Unit D
 San Diego, California 92154
 Ph (619) 946-1224 Fax (619) 946-1227

OPTIONS:
 SCREENS: INSECT SCREEN
 FINISH: PRIME COAT
 BAKED ENAMEL
 OTHER _____
 SILL EXTENSIONS
 1-1/2" FLANGE FRAME

STANDARD SPECIFICATIONS

FRAME: 4" DEEP CHANNEL, .080 THK ALUMINUM.
 BLADES: .080 ALUMINUM CONSTRUCTION
 FINISH: MILL FINISH
 SCREEN: 1/2" REMOVABLE ALUMINUM BIRDSCREEN, LOCATED ON INTERIOR.
 % FREE AREA - 48 X 48 LOUVER 59.00%
 MAXIMUM PANEL SIZE: 96" X 96"
 MINIMUM PANEL SIZE: 12" X 12"

TAG	QTY	"A" WIDE OPENING	"B" HIGH OPENING	NO. OF PANELS	OPTIONS	COMMENTS

* "A" (WIDTH) AND "B" (HEIGHT) ARE OPENING SIZES. LOUVERS ARE MADE 1/4" UNDERSIZE

PROJECT: LOCATION: SUBMITTED BY: DATE:	CONTRACTOR: ENGINEER: APPROVED BY: DATE:
-----------------------------------------------------------------------------	-------------------------------------------------------------------------------